

Hotels guests and overnight stays in 2020

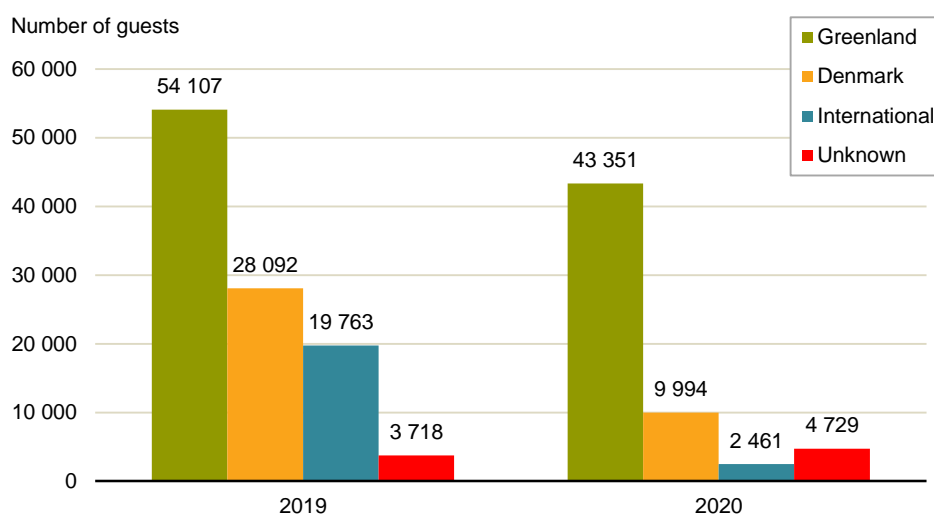
Overview

The 2020 count of hotel guests and overnight stays, showed a decline in the number of guests and overnight stays in all of Greenland. The count further showed an increase in the number of overnight stays by people with a Greenlandic place of residence in the usual vacation periods of June, July, August and December. This could indicate that uncertainty regarding international travel have led to an increase in domestic travel.

The fourth quarter of 2020 broke with the trend of the first three quarters of 2020 which all saw significantly less guests and overnight stays. The fourth quarter of 2020 saw approximately the same level of guests and overnight stays as 2019. Specifically December experienced an increase in the number of guests and overnight stays.

In 2020, there were a total of 60,535 overnight guests and 174,746 overnight stays at the 51 hostels and other tourist accommodations in Greenland that Statistics Greenland receive reports from. The number of overnight guests and stays saw a fall of 42.7 pct. and 34.0 pct. respectively, as compared 2019.

Figure 1. Number of guests, 2019-2020



Source: Statistics Greenland – see the figures in StatBank: www.stat.gl/TUEHOT

Table 1. Number of guests, 2019-2020

	2019	2020	% variation
Greenland	54,107	43,351	-19.9
Denmark	28,092	9,994	-64.4
International	19,763	2,461	-87.5
Unknown	2,152	4,729	27.2

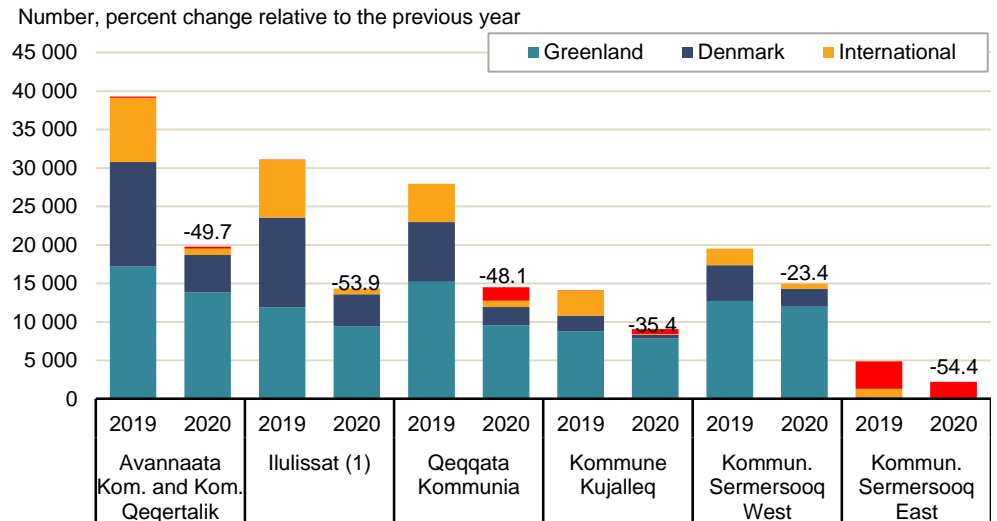
Total	105,680	60,535	-42.7
--------------------	---------	--------	-------

Source: Statistics Greenland – see the figures in StatBank: www.stat.gl/TUEHOT

Number of guests in 2020

The number of overnight guests fell by 42.7 pct. compared 2019. The biggest change were seen in Kommuneqarfik Sermersooq East where the number of overnight guests fell by 54.4 pct.

Figure 2. Number of guests by region, 2019-2020



Source: Statistics Greenland – see the figures the StatBank: www.stat.gl/TUEHOT

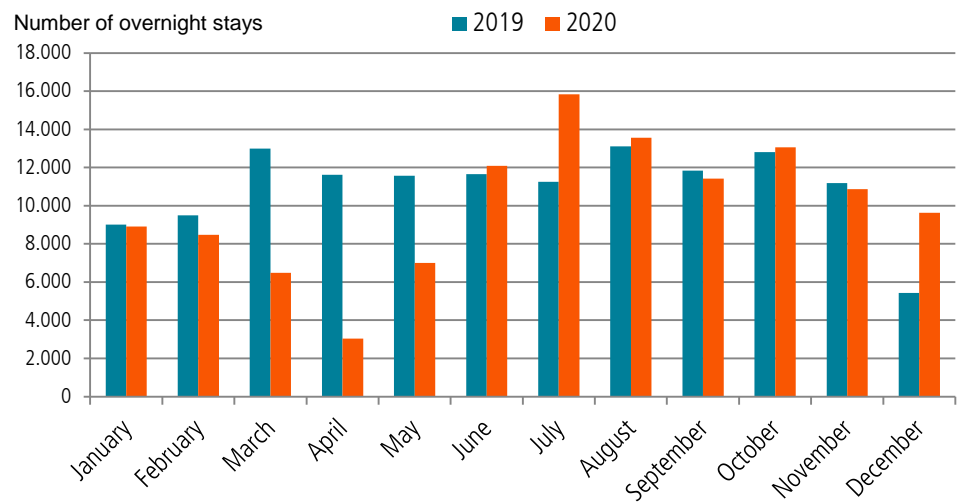
(1) Ilulissat is counted as part of Qaasuitsup Kommunua.

International: includes guest resident in foreign countries.

Overnight stays in 2020

The number of overnight stays by people with Greenlandic residence was higher in the months of June to August compared to 2019. December likewise saw larger numbers than the year before.

Figure 3. Overnight stays by people with Greenlandic residence, 2019-2020



Source: Statistics Greenland – see the figures in StatBank: www.stat.gl/TUEHOT

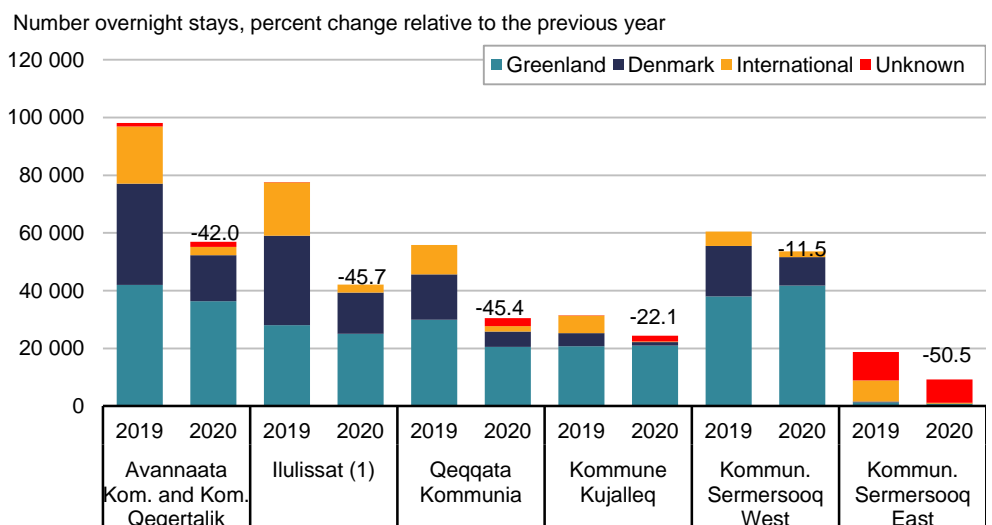
Table 2. Number of overnight stays, 2019-2020

	2019	2020	% variation
Greenland	131,963	120,344	-8.8
Denmark	73,173	32,457	-55.6
International	48,526	7,353	-84.8
Unknown	11,049	14,592	32.1
Total	264,711	174,746	-34.0

Source: Statistics Greenland – see the figures in StatBank: www.stat.gl/TUEHOT

The number of overnight stays saw a fall of 34.0 pct. compared to 2019. The biggest change was in Kommuneqarfik Sermersooq Øst where the number of overnight stays fell by 50.5 pct.

Figure 4. Number of overnight stays by region, 2019-2020



Source: Statistics Greenland – see the figures in StatBank: www.stat.gl/TUEHOT

(1) Ilulissat is counted as part of Qaasuitsup Kommunia.

International: includes guest resident in foreign countries.

Remarks

Statistics Greenland receives data from most of the accommodations in Greenland, and for the biggest hotels. The figures are preliminary and they might change when *Statistics Greenland* receive missing reports or corrections.

Statistics Greenland has a continuously collaboration with Visit Greenland in regards to uncovering the total bed capacity in Greenland. This includes continuous detection of new accommodations and hotels. The estimated share of covered bed capacity can be seen in table a1.

Table A1. Covered bed capacity, 2020

	Avannaata Kom. and Kom. Qeqertalik	Ilulissat (1)	Qeqqata Kommunia	Kommune Kujalleq	Kommun. Sermersooq West	Kommun. Sermersooq East	Total
Covered bed capacity	293,760	207,552	175,176	168,105	256,932	90,909	1,192,434
Total bed capacity	336,948	230,244	204,310	182,542	319,352	96,033	1,369,429
Pct. covered	87	90	86	92	80	95	86

Source: Statistics Greenland and Visit Greenland.

Small corrections have been made in the 2017 – definitions of the “*Unknown*” and “*Other countries*” categories, as compared to earlier years. In previous data releases, guests with unknown residency are included in “*Other countries*”. As of 2017, the “*Unknown*” category is used for guests with unknown residency.

High estimates

Due to late arrival of reports, there are approx. 7.3 pct. of the guests and 7.2 pct. of the overnights estimated based on figures for the same period 2019.

Signatur forklaring:

- ... Oplysninger foreligger ikke
- .. Oplysninger for usikre til at angives eller diskretionshensyn
- . Tal kan efter sagens natur ikke forekomme
- 0 Mindre end halvdelen af den anvendte enhed
- Nul
- * Foreløbigt eller anslået tal

Simon Westmann

E-mail: siwe@stat.gl

Tourism

Grønlands Statistik
Postboks 1025 · 3900 Nuuk
Tlf.: +299 34 57 70 · Fax: +299 34 57 90
www.stat.gl · e-mail: stat@stat.gl

